

JULY						
S	M	T	W	TH	F	S
						1
2	3	4	5	6	7	8
9	10	11	12	13	14	15
16	17	18	19	20	21	22
23	24	25	26	27	28	29
30	31					

AUGUST						
S	M	T	W	TH	F	S
		1	2	3	4	5
6	7	8	9	10	11	12
13	14	15	16	17	18	19
20	21	22	23	24	25	26
27	28	29	30	31		

SEPTEMBER						
S	M	T	W	TH	F	S
					1	2
3	4	5	6	7	8	9
10	11	12	13	14	15	16
17	18	19	20	21	22	23
24	25	26	27	28	29	30

OCTOBER						
S	M	T	W	TH	F	S
1	2	3	4	5	6	7
8	9	10	11	12	13	14
15	16	17	18	19	20	21
22	23	24	25	26	27	28
29	30	31				

2023-2024 School Year

NOVEMBER						
S	M	T	W	TH	F	S
			1	2	3	4
5	6	7	8	9	10	11
12	13	14	15	16	17	18
19	20	21	22	23	24	25
26	27	28	29	30		

DECEMBER						
S	M	T	W	TH	F	S
					1	2
3	4	5	6	7	8	9
10	11	12	13	14	15	16
17	18	19	20	21	22	23
24	25	26	27	28	29	30
31						

JANUARY						
S	M	T	W	TH	F	S
	1	2	3	4	5	6
7	8	9	10	11	12	13
14	15	16	17	18	19	20
21	22	23	24	25	26	27
28	29	30	31			

FEBRUARY						
S	M	T	W	TH	F	S
				1	2	3
4	5	6	7	8	9	10
11	12	13	14	15	16	17
18	19	20	21	22	23	24
25	26	27	28	29		

MARCH						
S	M	T	W	TH	F	S
					1	2
3	4	5	6	7	8	9
10	11	12	13	14	15	16
17	18	19	20	21	22	23
24	25	26	27	28	29	30
31						

APRIL						
S	M	T	W	TH	F	S
31	1	2	3	4	5	6
7	8	9	10	11	12	13
14	15	16	17	18	19	20
21	22	23	24	25	26	27
28	29	30				
30						

MAY						
S	M	T	W	TH	F	S
			1	2	3	4
5	6	7	8	9	10	11
12	13	14	15	16	17	18
19	20	21	22	23	24	25
26	27	28	29	30	31	

JUNE						
S	M	T	W	TH	F	S
						1
2	3	4	5	6	7	8
9	10	11	12	13	14	15
16	17	18	19	20	21	22
23	24	25	26	27	28	29
30						

60									
61									
62									
63									
64									
65									
66									
67									
68									
69									
70									
71									
72									
73									
74									

June 2022-May 2023

Seat	Name	How Seated	Term End
#1	Alicia Maldonado	Appointed (Appointed or Elected) (Non-Parent)	May 2024
#2	Matthew Middione	Elected (Appointed but Can be Elected) (Non-Parent)	May 2023
#3	Hillary Osness-Janene Burton	Elected (Elected, Appointed only if Midterm) (Parent or Non-Parent)	May 2023
#4	Peter Dawson	(Parent-Only)(Elected)	May 2024
#5	Joshua Aikens	Elected (Elected, Appointed only if Midterm) (Parent-Only)	May 2023
#6	Michelle Walter	(Appointed or Elected) (Parent-Only)	May 2023
#7	Jacqueline Powell	Appointed (Appointed or Elected) (Non-Parent)	May 2024

Bylaws State:

Seats 1 & 2 Are appointed but can be Elected
 Seats 3,4,5 Should be Elected unless mid-term

Required Seat
 Required Seat
 Required Seat
 Required Seat
 Required Seat
 Not-Required Seat
 Not-Required Seat

Benchmark Assessment Totals

RISE ELA

RISE Science

RISE Math


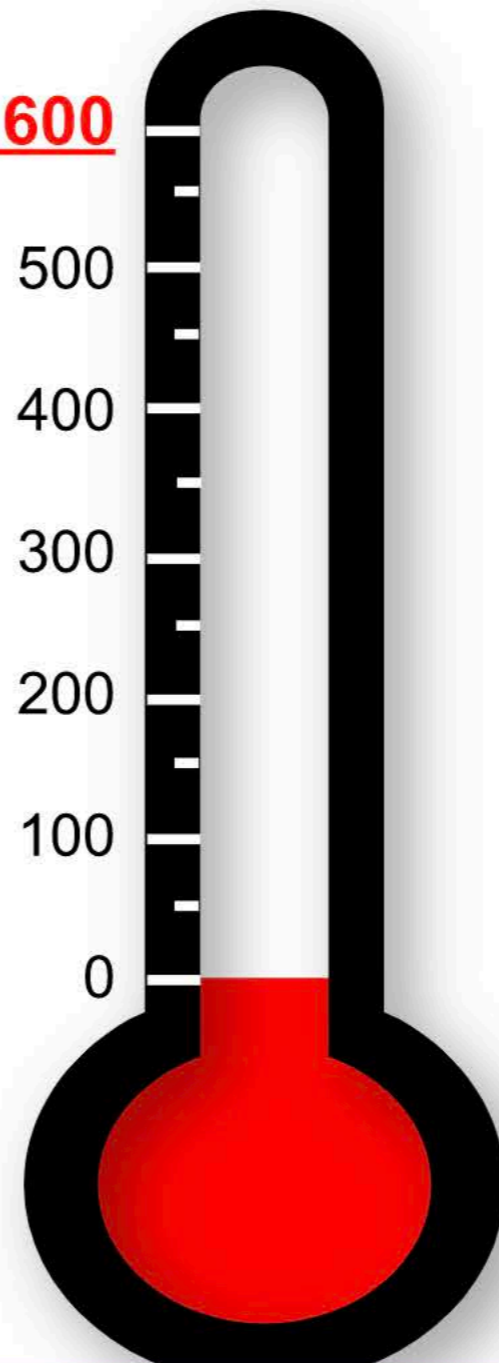


Utah Aspire +

GOAL 600

GOAL 600

GOAL 600

GOAL 300



RISE

Subject	2022	2023
ELA	52%	
Science	51%	
Math	36%	

Utah Aspire +

Subject	2022	2023
ELA	73%	
Science	77%	
Math	51%	

Acadience

Subject	2023 MOY	2023 EOY
Reading	65%	
Math	37%	

	2022-23 School Year		2023-24 School Year			
	Enrolled January 2023	Enrolled February 2023	Number returning for 23-24	Number accepted invitation in 23-24 Feb. 6 lottery	Total returning + accepted invitation	2023-24 Target
Kindergarten	85	86		94	94	100
1st Grade	102	100	79	20	99	104
2nd Grade	106	107	95	11	106	108
3rd Grade	110	110	107	16	123	112
4th Grade	116	115	103	11	114	116
5th Grade	122	122	115	14	129	120
6th Grade	148	148	116	22	138	145
7th Grade	129	130	136	3	139	145
8th Grade	114	115	120	5	125	128
9th Grade	82	82	83	1	84	90
Total	1114	1115	954	197	1151	1168
Updated 2/20/23						

Vista School

Profit & Loss Budget Overview

July 2022 through January 2023

	<u>Jul '22 - Jan 23</u>	<u>Less Construction</u>	<u>Budget</u>	<u>\$ Over Budget</u>	<u>% of Budget</u>
Ordinary Income/Expense					
Income					
1000 · Local Revenue	576,363.63	576,363.63	689,472.47	-113,108.84	83.6%
3000 · State Revenue	6,381,559.23	6,381,559.23	9,903,526.35	-3,521,967.12	64.44%
4000 · Federal Revenue	267,526.78	267,526.78	999,341.19	-731,814.41	26.77%
Total Income	<u>7,225,449.64</u>	<u>7,225,449.64</u>	<u>11,592,340.01</u>	<u>-4,366,890.37</u>	<u>62.33%</u>
Gross Profit	7,225,449.64	7,225,449.64	11,592,340.01	-4,366,890.37	62.33%
Expense					
10 · INSTRUCTION	3,304,922.41	3,304,922.41	5,786,079.78	-2,481,157.37	57.12%
21 · STUDENT SUPPORT SERVICES	272,229.96	272,229.96	523,256.20	-251,026.24	52.03%
22 · SUPPORT SERV. INSTR. STAFF	30,955.53	30,955.53	169,549.96	-138,594.43	18.26%
23 · SUPPORT SERVICES-BOARD	290.40	290.40	1,000.00	-709.60	29.04%
24 · SUPPORT SERV. ADMINISTRATION	289,731.73	289,731.73	847,479.80	-557,748.07	34.19%
25 · SUPPORT SERV. CENTRAL	259,709.06	259,709.06	558,790.64	-299,081.58	46.48%
26 · SUPPORT SERV. OPER. & MAINT.	224,522.19	224,522.19	546,541.89	-322,019.70	41.08%
27 · STUDENT TRANSPORTATION	11,357.51	11,357.51	131,802.19	-120,444.68	8.62%
31 · FOOD SERVICES LUNCH	135,704.83	135,704.83	367,955.91	-232,251.08	36.88%
33 · After School Program	48,119.28	48,119.28	63,469.08	-15,349.80	75.82%
45 · BLDG AQUISITION & CONSTRUCTION	2,853,670.18	558,015.11	5,813,341.46	-2,959,671.28	49.09%
51 · Debt Service	12,605,661.25	1,190,661.25	1,758,042.50	10,847,618.75	717.03%
Total Expense	<u>20,036,874.33</u>	<u>6,326,219.26</u>	<u>16,567,309.41</u>	<u>3,469,564.92</u>	<u>120.94%</u>
Net Ordinary Income	<u>-12,811,424.69</u>	<u>899,230.38</u>	<u>-4,974,969.40</u>	<u>-7,836,455.29</u>	<u>257.52%</u>
Net Income	<u><u>-12,811,424.69</u></u>	<u><u>899,230.38</u></u>	<u><u>-4,974,969.40</u></u>	<u><u>-7,836,455.29</u></u>	<u><u>257.52%</u></u>

2022-2023 School Fee Schedule

A. Grade Level Fees

- | | |
|---|------|
| ● 6th General Curriculum/Technology Fee | \$35 |
| ● 7th General Curriculum/Technology Fee | \$35 |
| ● 8th General Curriculum/Technology Fee | \$35 |
| ● 8th ACT Aspire Assessment Fee | \$25 |
| ● 9th General Curriculum/Technology Fee | \$35 |
| ● 9th Biology Lab Fee | \$15 |

B. Program/Class Fees

- | | |
|--|-------|
| ● Advanced 3D Printing | \$20 |
| ● Advanced Robotics | \$40 |
| ● Coding with Robotics | \$30 |
| ● Information and Communications Tech | \$10 |
| ● Construction and Engineering Technology | \$40 |
| ● CAD Architectural Design | \$20 |
| ● Manufacturing Technology | \$40 |
| ● Visual Art | \$10 |
| ● Advanced Visual Art | \$20 |
| ● MDT-VRS | \$185 |
| ● MDT-Vocal Xpressions | \$185 |
| ● MDT-Showcase Company | \$85 |
| ● Dance Technique | \$30 |
| ● Advanced Band | \$25 |
| ● Band instrument fee (if using a school instrument) | \$80 |
| ● Percussion instrument fee (if playing percussion) | \$25 |

C. Auditioned Groups/Extracurricular

- | | |
|--|-------|
| ● Advanced Orchestra | \$125 |
| ● Dance Apprentice | \$100 |
| ● Dance Corps | \$100 |
| ● Dance Principal | \$125 |
| ● Dance Soloist | \$125 |
| ● Musicals (Elementary Cast) | \$100 |
| ● Vista Theater Company (play/Shakespeare) | \$125 |
| ● VEX Team | \$175 |

D. Other Fees

- Field Trips-Expected Donation \$10 (not to exceed)
- Performing/Competition Group Trips \$680 (not to exceed)
- Student T-Shirts \$15
- Vista Academy Jacket \$30
- Student Council \$15
- Mathcounts \$50
- VEX Robotics Worlds Trip \$1,000 (not to exceed)

E. Meal Fees

- After School Snacks (Adult) \$1 (per day)
- After School Snacks (Student) \$0
- Breakfast-Full Cost \$1.50 (per day)
- Second Breakfast-Full Cost (Student) \$2.50 (per day)
- Breakfast-Reduced \$0.30 (per day)
- Lunch-Full Cost (Adult) \$3.00 (per day)
- Lunch-Full Cost (Student) \$2.50 (per day)
- Second Lunch-Full Cost (Student) \$3.50 (per day)
- Lunch-Reduced \$0.40 (per day)
- Salad Lunch (adult) \$2.00 (per day)
- Chicken Salad Lunch (adult) \$2.50 (per day)
- A-la-carte drinks \$0.50 (per item)

F. Non-Fee Waiverable Fees

- Damaged/Lost Laptop \$200 (not to exceed)
- Damaged/Lost Laptop Charger \$30
- Lost/Damaged Library Book \$25 (not to exceed)
- VCE Classes (per class) \$200 (not to exceed)
- Vista Transportation (bus-one way) \$35 (per month)
- Vista Transportation (bus-round trip) \$60 (per month)

Total Student Maximum

\$300 + Extra Curricular

Total Family Maximum

\$900 + Extra Curricular

Board Approved:

Curriculum Review

Math and Language Arts

Go Math Adoption

*team of math teachers evaluated multiple curriculums

*selected this curriculum in 2017

Go Math K-5

5E Lesson Component	<i>GO Math! K-6</i>
Engage	Essential Question, Making Connections, Engaging Activity
Explore	Model and Draw, Unlock the Problem, Math Talk
Explain	Share and Show with MathBoards, Math Talk, Quick Check
Elaborate	Real World problems, <i>Math on the Spot</i> , Go Deeper, Think Smarter, Mathematical Practices
Evaluate	Summarize, Essential Question, Math Journal

Assessments

Diagnostic

- *Prerequisite Skills Inventory: given at the beginning of the year
- *Beginning of the Year Test: given toward the beginning of the year to establish on-grade-level skills

Formative Assessments

- *Lesson Quick Check, Lesson Practice: during the lesson

- *Mid-Chapter Checkpoint: monitors progress to provide opportunity for instruction adjustments as needed

- *Middle-of-Year Test: assesses same standards as Beginning-of-the-Year Test to track growth

- *Lesson exit tickets

- *Class discussions

- *Low stake group work

- *KWL charts

Summative Assessments

- ___ *Chapter Review/Tests: indicates whether additional instruction or practice is necessary
- *Chapter Tests: Evaluates student's mastery of content
- *End-of-Year Tests: assesses same standards as Beginning and Middle-of-Year Tests
- *Benchmark tests

Links to Go Math

[Go Math Curriculum](#)

Carnegie Math Adoption

- *Math Department/Assessment Director/Assistant Principal committee reviewed several math curriculums
- *EdReports-reviewers consist of classroom teachers, district leaders, state content leaders who review and rate curriculum ([Carnegie Ed Report](#))
- *Mr. Burr, Math 6-9 Department Head, piloted Carnegie the spring of 2021
- *The committee determined to adopt the curriculum

Carnegie Promise

Built on Research

Founded by cognitive and computer scientists from Carnegie Mellon University, Carnegie Learning has been deeply immersed in research from the get-go. Our work is built on groundbreaking research on how the brain learns from cognitive scientists at leading U.S. universities, as well as over 30 years of evidence-based research. We work diligently to apply all of this research to our products and services, to give you and your students the best learning experience possible.

Links to Carnegie Math Solutions

[Middle School Math Solutions \(6-8\)](#)

[High School Math Solutions \(9\)](#)

[MATHia](#)

[Edulastic](#)

CKLA (Core Knowledge Language Arts) Adoption

- *We purchased parts of CKLA when Vista opened 14 years ago, but not the entire program
- *The parts we purchased were very effective
- *We talked to schools who were using the entire program, and they were getting strong results (GWA, Iron County)
- *Adopted 2020 (this is our third year of implementation)
- *Huge state curriculum review this year, and CKLA was recommended (we are ahead of the game)

Links to CKLA

[Core Knowledge](#)

[Core Knowledge Sequence](#)

Vista Considers the Following When Adopting or Changing Curriculum:

- *Is the curriculum standards based?
- *Is it teacher and student friendly?
- *Is it research based?
- *What are the proven results of this curriculum?
- *What do teachers and administrators say who are using the curriculum?
- *What kind of formative and summative assessments are built into the curriculum?